

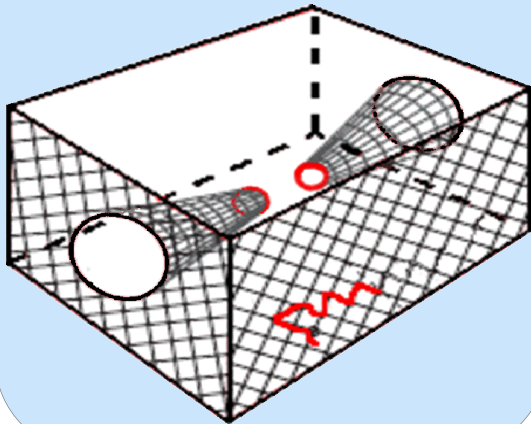
Shrimp Pots

Escape Mechanism

- Sidewall opening of 6 inches, located no more than 6 inches from the base and parallel to it, secured with a single piece of 30-thread, 100% untreated cotton twine.
- If your pot is made of rigid mesh, see the “rigid mesh” section on the reverse side.

Tunnel Eye and Size Requirements

- No more than 4 tunnel eye openings.
- Each opening cannot exceed 15 inches in perimeter.
- Bottom perimeter cannot exceed 153 inches and total volume cannot exceed 25 cubic feet.



Buoy Markings

Shellfish pot buoys must be marked with:

- Angler's first initial and last name
- Home address
- DMV-issued AK vessel numbers or the vessel name



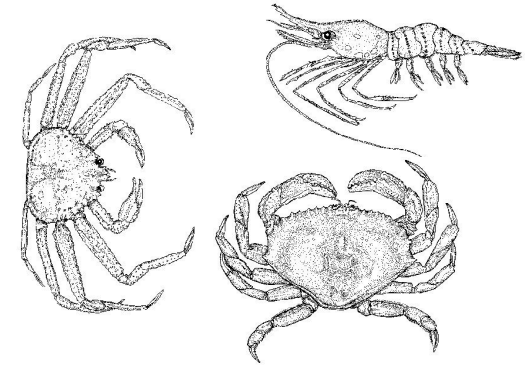
Importance of Escape Mechanisms

The purpose of biodegradable escape mechanisms in shellfish pot gear is to prevent unnecessary mortality by allowing shellfish to escape if pots are lost or left unattended. These mechanisms rely on the use of untreated biodegradable cotton twine which will provide an opening in the pot when the twine degrades.

License applications and harvest regulations are available at <http://www.sf.adfg.state.ak.us>. Emergency orders, which always supersede regulations, are also available at the web site. For more information regarding bag and possession limits or to locate the ADF&G office closest to you, call (907) 465-4270.

The Alaska Department of Fish and Game (ADF&G) administers all programs and activities in compliance with state and federal civil rights and equal opportunity laws. Obtain full ADF&G and Americans with Disabilities Act and Office of Equal Opportunity statement on line at <http://www.adfg.state.ak.us> or call (907) 465-4270.

Shellfish Pot Requirements



- Dungeness Pots
- King / Tanner Crab Pots
- Shrimp Pots
- Buoy Requirements

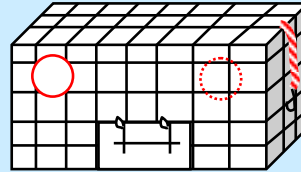


Alaska Department of Fish and Game
Division of Sport Fish
802 3rd St., Douglas, AK 99811
P.O. Box 110024, Juneau, AK 99811
(907) 465-4270
<http://www.adfg.state.ak.us>

Dungeness Pots

Escape Rings

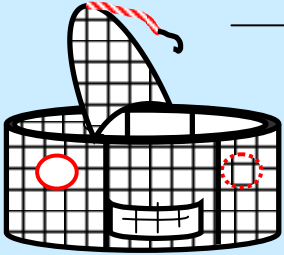
Two rings on opposite sides of the pot. These must be positioned within the upper half of the vertical plane and have at least 4 $\frac{3}{8}$ " inside diameter.



Biodegradable Escape Mechanism

One of two options:

1. A sidewall opening 18 inches or more in length, located no more than 6" from the base and parallel to it, secured with a single piece of 100% untreated cotton twine, no larger than 30-thread count.
2. The pot lid may be secured with a single loop of 100% untreated cotton twine no larger than 60-thread count. When the twine degrades, the lid must not be securely closed.

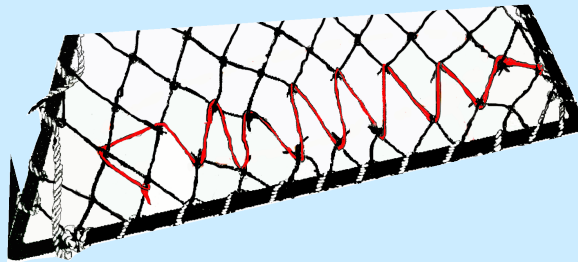
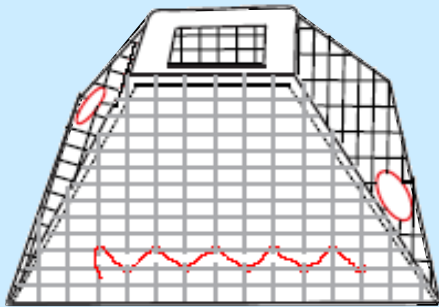


King & Tanner Crab Pots

Escape Rings

Two rings on opposite sides of the pot.

- Tanner: escape rings need to be 4 $\frac{3}{4}$ " inside diameter.
- King: escape rings need to be 6 $\frac{1}{4}$ " inside diameter.



Biodegradable Escape Mechanism

A sidewall opening 18 inches or more, which is located no more than 6 inches from the base and parallel to it, secured with a single piece of untreated cotton twine no larger than 30-thread count.

Checklist for a legal pot

- Correctly sized escape rings in the proper location
- Proper biodegradable escape mechanism
- Properly marked buoy
- Shrimp pot does not exceed size or tunnel eye opening requirements

Rigid Mesh Pots

Rigid mesh pots have different biodegradable escape mechanism requirements.

- One side of the pot must have a panel which will drop away when the twine securing it degrades.
- This panel size varies by pot type:
 - King or Tanner: 12 x 8 inches
 - Dungeness: 10 x 6 inches
 - Shrimp: 4 x 4 inches
- The lower and longest edge of the rectangle must be parallel to and within 6 inches of the bottom of the pot.
- The panel can be secured with no more than 4 loops of 100% untreated cotton twine no larger than 30-thread. Each of these loops can only have one knot and may not be laced along the opening.
- A biodegradable pot lid tie down can be used in place of a fall away panel in Dungeness pots.

